

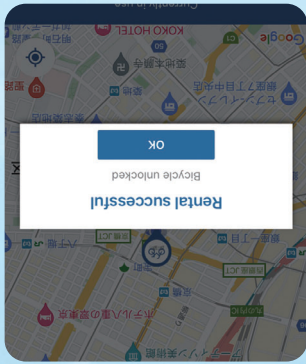


Park your bike at the port and lock it.
Open the app and tap "Return."
If "Return Successful" is displayed,
the return is complete.
You can return your bike to
any of the ports displayed
on the back of this brochure.



Return your bike

STEP 03



At the port,
open the app and tap "Rent"
Scan the Code to
unlock a bike.



Rent your bike

STEP 02



Download the ecobike app
and create an account.
* The app is called "ecobike"

Register

STEP 01

Learn how to use your
Yamaguchi City Share Cycle
in
3 simple
steps!

Yamaguchi City Share Cycle



Bike Sharing Made Easy



Electric bikes also available



Remember: Safety First!

- 1 When biking, riding on the road is the norm. Riding on the sidewalk is only done in exceptional circumstances.
- 2 Keep to the lefthand side of the road.
- 3 On sidewalks, yield to pedestrians and stay on the side closer to the road.
- 4 Obey traffic rules

No riding under the influence of alcohol	No riding with a passenger	No side-by-side riding	Switch on the light when riding at night.
--	----------------------------	------------------------	---

Following the amendment to the Road Traffic Law on April 2023, wearing a helmet is strongly recommended.
We recommend wearing a helmet while using our share cycle service.
Free helmet rental is available at the six locations indicated on the back of this brochure.

Customer support

0120-225-313

(Operating Hours: 7:00~21:00)

info@ecobike.co.jp

Press this button on the app to contact Customer Support.



Get ready to ride!

Yamaguchi City Share Cycle

Can I park my bike for a moment?

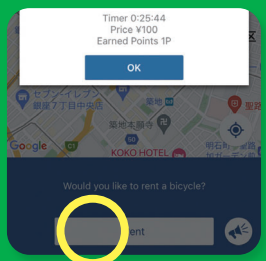


To park temporarily,



Lock your bike as shown.

To continue riding,



Press "Unlock" on the
app to unlock the bike.

Port List (As of April 1, 2025)

- 1 Yamaguchi Prefectural Univ. Ground
- 2 Terauchi Park
- 3 Miyano Station
- 4 Kozan Park Tourist Information Center
(Rurikoji Temple Five-Storeyed Pagoda, Kozan Park.)
- 5 Tsukiyama Ato Shiseki Park Parking Lot
- 6 Yamaguchi Furusato Heritage Center
(Jippotei Ishinkan Museum, Ryufukuji Temple, Yasaka Shrine)
- 7 Yamaguchi Kencho Mae Bus Stop
(Hanchomon Gate, Yamaguchi Daijingu Shrine)
- 8 Yamaguchi Prefectural Library
(Yamaguchi Prefectural Museum, Ichinosaka River)
- 9 Yamaguchi Prefectural Art Museum
(Kameyama Park, Yamaguchi Prefectural Museum)
- 10 Yamaguchi District Government Building
(Kameyama Park, Ichinosaka River)
- 11 Yamaguchi City Hall
(Yamaguchi Xavier Memorial Church, Yamaguchi Civic Hall)
*Relocation planned (Check the app for details)
- 12 Yamaguchi Civic Hall
(Central Shopping District Arcade)
- 13 Ichinosaka River Kotsu Koryu Square
(C.S.Akarenga Hall, Central Shopping District Arcade)
- 14 Shinmachi Shopping District (Chitose Bridge)
(Central Shopping District Arcade)
- 15 Yamaguchi Izutsuya(dept. store)
(Central Shopping District Arcade)
- 16 Co-op Yamaguchi Domon(grocery store)
(Central Shopping District Arcade, Yamaguchi Central Post Office)
- 17 Nabana Domon Parking Lot
(Central Shopping District Arcade)
- 18 Yamaguchi Station. Bicycle Parking Lot
(Yamaguchi Hospital, Yamaguchi Bank Yamaguchi Branch)

Yamaguchi City Tourism
Information Website

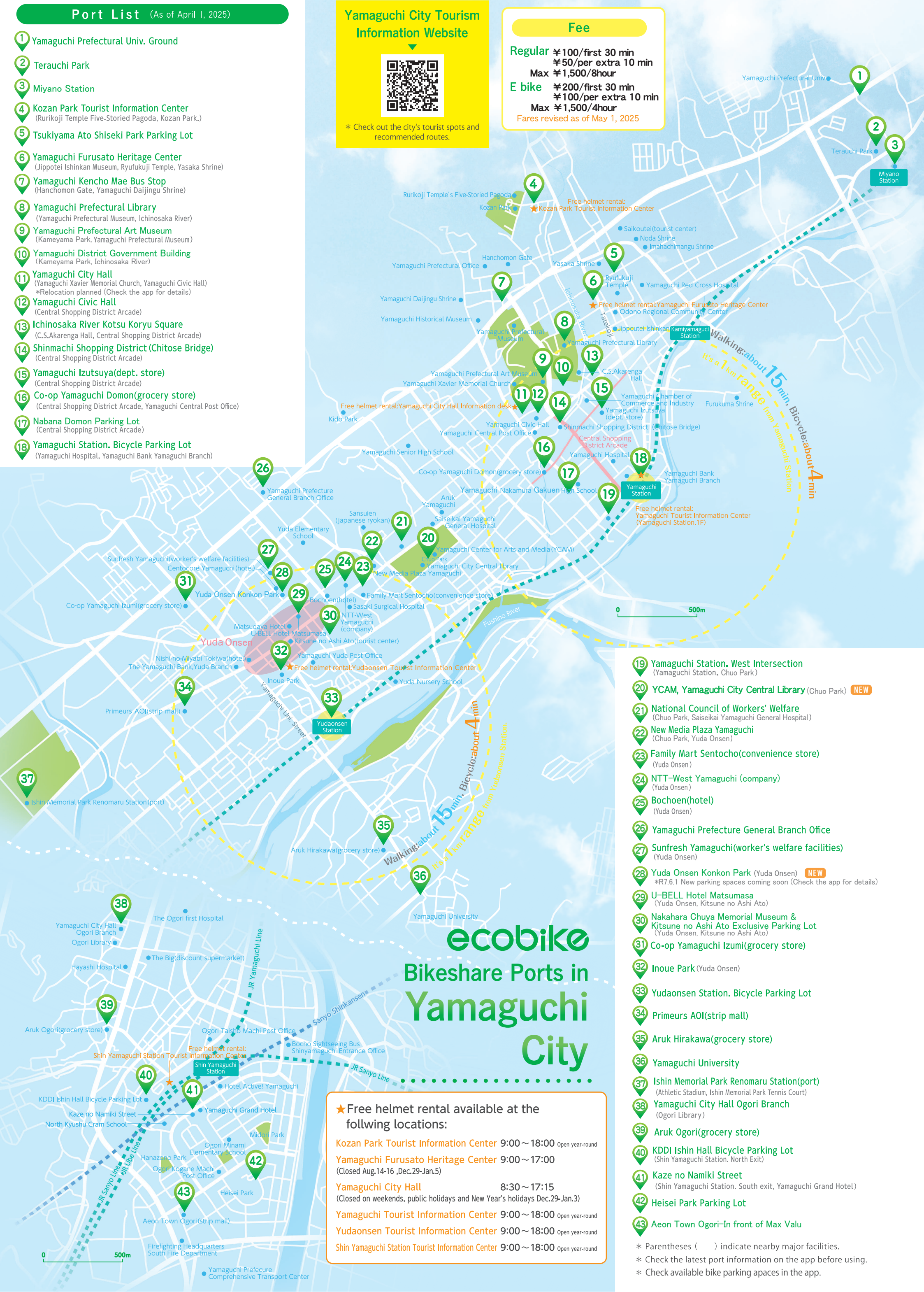
* Check out the city's tourist spots and recommended routes.

Fee

Regular ¥100/first 30 min
¥50/per extra 10 min
Max ¥1,500/8hour

E bike ¥200/first 30 min
¥100/per extra 10 min
Max ¥1,500/4hour

Fares revised as of May 1, 2025



- 19 Yamaguchi Station. West Intersection
(Yamaguchi Station, Chuo Park)
- 20 YCAM, Yamaguchi City Central Library (Chuo Park) **NEW**
- 21 National Council of Workers' Welfare
(Chuo Park, Saiseikai Yamaguchi General Hospital)
- 22 New Media Plaza Yamaguchi
(Chuo Park, Yuda Onsen)
- 23 Family Mart Sentocho(convenience store)
(Yuda Onsen)
- 24 NTT-West Yamaguchi (company)
(Yuda Onsen)
- 25 Bochoen(hotel)
(Yuda Onsen)
- 26 Yamaguchi Prefecture General Branch Office
- 27 Sunfresh Yamaguchi(worker's welfare facilities)
(Yuda Onsen)
- 28 Yuda Onsen Konkon Park (Yuda Onsen) **NEW**
*R7.6.1 New parking spaces coming soon (Check the app for details)
- 29 U-BELL Hotel Matsumasa
(Yuda Onsen, Kitsune no Ashi Ato)
- 30 Nakahara Chuya Memorial Museum & Kitsune no Ashi Ato Exclusive Parking Lot
(Yuda Onsen, Kitsune no Ashi Ato)
- 31 Co-op Yamaguchi Izumi(grocery store)
- 32 Inoue Park (Yuda Onsen)
- 33 Yudaonsen Station. Bicycle Parking Lot
- 34 Primeurs AOI(strip mall)
- 35 Aruk Hirakawa(grocery store)
- 36 Yamaguchi University
- 37 Ishin Memorial Park Renomaru Station(port)
(Athletic Stadium, Ishin Memorial Park Tennis Court)
- 38 Yamaguchi City Hall Ogori Branch
(Ogori Library)
- 39 Aruk Ogori(grocery store)
- 40 KDDI Ishin Hall Bicycle Parking Lot
(Shin Yamaguchi Station, North Exit)
- 41 Kaze no Namiki Street
(Shin Yamaguchi Station, South exit, Yamaguchi Grand Hotel)
- 42 Heisei Park Parking Lot
- 43 Aeon Town Ogori-In front of Max Valu

★Free helmet rental available at the follwing locations:

Kozan Park Tourist Information Center 9:00～18:00 Open year-round

Yamaguchi Furusato Heritage Center 9:00～17:00
(Closed Aug.14-16 ,Dec.29-Jan.5)

Yamaguchi City Hall 8:30～17:15
(Closed on weekends, public holidays and New Year's holidays Dec.29-Jan.3)

Yamaguchi Tourist Information Center 9:00～18:00 Open year-round

Yudaonsen Tourist Information Center 9:00～18:00 Open year-round

Shin Yamaguchi Station Tourist Information Center 9:00～18:00 Open year-round

* Parentheses () indicate nearby major facilities.
* Check the latest port information on the app before using.
* Check available bike parking apaces in the app.